



Bombay Hotelware®

The Ideal Solution for Hotelware Bakery and Catering Products.



HO
Hotel



RE
Restaurant



CA
Catering

+91 8828993832, 8828773832
info@bombayhotelware.com

Single Burner Bulk Cooking Range



Model	Dimensions
01/SBBCR	24"×24"×18"

Use

- Used for bulk cooking.

Specifications

- Made of Stainless Steel included angle framework.
- Operate on LPG.
- Heavy duty top cast Iron.
- Removable Type Drip Tray.

Model	Dimensions
02/1BR	24"×24"×32" +4"

Use

- Used for cooking first, second & third course dishes in the cookware.

Specifications

- Made of Stainless Steel included angle framework.
- Operate on LPG.
- Pilot Knob and Individual Control Knob
- Heavy duty top cast Iron.
- Removable Type Drip Tray.

Single Burner Range



2 Burner Range (Indian)



Model	Dimensions
03/2BRI	24"×45"×32" +4"

Use

- Used for cooking first, second & third course dishes in the cookware.

Specifications

- Made of Stainless Steel included angle framework.
- Operate on LPG.
- Pilot Knob and Individual Control Knob
- Heavy duty top cast Iron.
- Removable Type Drip Tray.

2 Burner Range (Indian-Chinese)



Model	Dimensions
04/2BRIC	24"×45"×32" +4"

■ Use

- Used for all types of cooking- stir fry, deep frying, stewing, braising, boiling Chinese soup & noodles in the cookware.

■ Specifications

- Made of Stainless Steel included angle framework.
- Operate on LPG.
- Pilot Knob and Individual Control Knob
- Heavy duty top cast Iron.
- Removable Type Drip Tray.

Model	Dimensions
05/3BRI	24"×72"×32" +4"

■ Use

- Used for all types of cooking- stir fry, deep frying, stewing, braising, boiling Chinese soup & noodles in the cookware.

■ Specifications

- Made of Stainless Steel included angle framework.
- Operate on LPG.
- Pilot Knob and Individual Control Knob
- Heavy duty top cast Iron.
- Removable Type Drip Tray.

3 Burner Range (Indian)



Model	Dimensions
06/3BRC	30"×78"×32" +4"

■ Use

- Used for all types of cooking- stir fry, deep frying, stewing, braising, boiling Chinese soup & noodles in the cookware.


■ Specifications

- Made of Stainless Steel included angle framework.
- Operate on LPG.
- Pilot Knob and Individual Control Knob
- Heavy duty top cast Iron.
- Removable Type Drip Tray.

3 Burner Range (Chinese)



Table Top Dosa Plate



Model	Dimensions
10/TTDP	15"×24"×13"
11/TTDP	15"×36"×13"
12/TTDP	24"×36"×13"
13/TTDP	24"×48"×13"

Use

- Used for cooking dosa and other dishes.

Specifications

- Made of Stainless Steel.
- Pilot Knob and Individual Control Knob
- Heavy duty top cast Iron.
- Easy to clean and take very less maintenance.
- Operated on LPG.

Model	Dimensions
14/CP	15"×24"×13"
15/CP	15"×36"×13"
16/CP	24"×36"×13"
17/CP	24"×48"×13"

Use

- Used for cooking dosa and other dishes.

Specifications

- Made of Stainless Steel.
- Pilot Knob and Individual Control Knob
- Heavy duty top cast Iron.
- Easy to clean and take very less maintenance.
- Operated on LPG.

Chapati Plate



Model	Dimensions
18/CPTP	15"×36"×14"
19/CPTP	28"×48"×13"

Use

- Used for cooking dosa and other dishes.

Specifications

- Made of Stainless Steel.
- Pilot Knob and Individual Control Knob.
- Heavy duty top cast Iron.
- Easy to clean and take very less maintenance.
- Operated on LPG.

Chapati Puffer and Tawa Plate



Use

- Used for cooking dosa and other dishes.

Specifications

- Made of Stainless Steel.
- Pilot Knob and Individual Control Knob.
- Heavy duty top cast Iron.
- Easy to clean and take very less maintenance.
- Operated on LPG.

SS Square Tandoor



Model	Dimention
07/SSST	32"×32"×36"

■ Use

- Used for cooking Tandoori items in cookware.

■ Specifications

- Outer Body Made of Stainless Steel & Inner body made of Mild steel.
- Commercial Grade heavy duty 50 mm thick Clay pot Tandoor.
- Characoal operated.
- Between outer & inner body have 25 mm thick tightly glass wool insulation.

Model	Dimention
08/SSDT	24" OD × 36"

■ Use

- Used for cooking Tandoori items in cookware.

■ Specifications

- Outer Body Made of Stainless Steel & Inner body made of Mild steel.
- Commercial Grade heavy duty 50 mm thick Clay pot Tandoor.
- Characoal operated.
- Between outer & inner body have 25 mm thick tightly glass wool insulation.

SS Drum Tandoor



Model	Dimention
09/MSDT	24" OD × 36"

■ Use

- Used for cooking Tandoori items in cookware.

■ Specifications

- Outer and Inner Body Made of Mild Steel.
- Commercial Grade heavy duty 50 mm thick Clay pot Tandoor.
- Characoal operated.
- Between outer & inner body have 25 mm thick tightly glass wool insulation.

MS Drum Tandoor



Model	Dimention
09/MSDT	24" OD × 36"

■ Use

- Used for cooking Tandoori items in cookware.

■ Specifications

- Outer and Inner Body Made of Mild Steel.
- Commercial Grade heavy duty 50 mm thick Clay pot Tandoor.
- Characoal operated.
- Between outer & inner body have 25 mm thick tightly glass wool insulation.

Pick up Counter



Model	Dimensions
45/PC	24"×60"×15" +15" +12"
46/PC	24"×72"×15" +15" +12"
47/PC	24"×84"×15" +15" +12"

Use

- Used for storing prepared dishes.

Specifications

- Made of Stainless Steel.
- Stainless Steel Handle.
- Steel legs are included with a heavy-duty shelf.

Model	Dimensions
48/PC3SC	24"×24"×32" +15" +12"

Use

- Used for storing prepared dishes.

Specifications

- Made of Stainless Steel.
- Stainless Steel Handle.
- Steel legs are included with a heavy-duty shelf.
- 4 Heavy duty PU wheels.



Pick up Corner with 3 Sides Covered



Masala Trolley



Model	Dimensions
49/MT	24"×36"×32"

Use

- Used to keep vivid items in a fresh and hygienic way

Specifications

- Made of Stainless Steel.
- 6 Stainless Deep GN pan with cover and Lid.
- Stainless Steel Handle.
- 4 Heavy duty PU wheels.

Preparation Table (1/US)



Model	Dimensions
30/PT1US	24"×36"×32"
31/PT1US	24"×45"×32"
32/PT1US	24"×60"×32"
33/PT1US	Custom Size

■ Use

- Used for multipurpose work in industrial canteens, hospital and hotels.

■ Specifications

- Corrosion resistant.
- Compact size, Robust design & Easy assembly.
- Ideal for meal preparation.
- Steel legs are included with a heavy-duty shelf.
- Easy to clean and sterilize.

Model	Dimensions
34/PT2US	24"×36"×32"
35/PT2US	24"×45"×32"
36/PT2US	24"×60"×32"
37/PT2US	Custom Size

Preparation Table (2/US)



■ Use

- Used for multipurpose work in industrial canteens, hospital and hotels.

■ Specifications

- Corrosion resistant.
- Compact size, Robust design & Easy assembly.
- Ideal for meal preparation.
- Steel legs are included with a heavy-duty shelf.
- Easy to clean and sterilize.

Work Table with Cabinet



Model	Dimensions
38/WTC	Customized

■ Use

- Used for multipurpose work in industrial canteens, hospital and hotels.

■ Specifications

- Corrosion resistant.
- Compact size, Robust design.
- Ideal for storing items.
- Steel legs are included with a heavy-duty shelf.
- Easy to clean and sterilize.

Work Table with Cabinet and Drawer



Model	Dimensions
39/WTCD	Customized

Use

- Used to keep prepared items of meal.

Specifications

- Corrosion resistant.
- Compact size, Robust design.
- Ideal for storing items.
- Steel legs are included with a heavy-duty shelf.
- Easy to clean and sterilize.

Model	Dimensions
40/PT	Customized

Use

- Used to keep prepared items of meal.

Specifications

- Corrosion resistant.
- Compact size, Robust design.
- Ideal for storing items.
- Steel legs are included with a heavy-duty adjustable shelf.
- Easy to clean and sterilize.

Preparation Table



Corner Work Table



Model	Dimensions
41/CWT	Customized

Use

- Used to keep prepared items of meal.

Specifications

- Corrosion resistant.
- Compact size, Robust design.
- Ideal for storing items.
- Steel legs are included with a heavy-duty adjustable shelf.
- Easy to clean and sterilize.

Garbage Table



Model	Dimention
42/GT	Customized

■ Use

- Used to keep plates and other items for washing.

■ Specifications

- Corrosion resistant.
- Compact size, Robust design & Easy assembly.
- Steel legs are included with a heavy-duty adjustable shelf.
- Easy to clean and sterilize.

Model	Dimention
43/TT	24"×24"×32"

■ Use

- Used for storing prepared breads.

■ Specifications

- Corrosion resistant.
- Compact size, Robust design & Easy assembly.
- Steel legs are included with a heavy-duty adjustable shelf.
- Easy to clean and sterilize.



Tandoor Table



Service table (1/OHS)



Model	Dimention
44/ST1OHS	24"×60"×32" +15"

■ Use

- Used for storing prepared dishes.

■ Specifications

- Corrosion resistant.
- Compact size, Robust design & Easy assembly.
- Steel legs are included with a heavy-duty adjustable shelf.
- Easy to clean and sterilize.

Sink with Work Table



Model	Dimensions
63/SWTR (Sink on Right)	24"×60"×32"
64/SWTL (Sink on Left)	24"×60"×32"

Use

- Used for washing utensils.

Specifications

- Made of Stainless Steel.
- Removable Sink.
- Corrosion resistant.
- Steel legs are included with a heavy-duty shelf.
- Easy to clean and sterilize.

Model	Dimensions
65/2SWTR (Sink on Right)	24"×60"×32"
66/2SWTL (Sink on Left)	24"×60"×32"

Two Sink with Work Table

Use

- Used for washing utensils.

Specifications

- Made of Stainless Steel.
- Removable Sink.
- Corrosion resistant.
- Steel legs are included with a heavy-duty shelf.
- Easy to clean and sterilize.



Two Sink with Work Table (Center)



Model	Dimensions
67/2SWTC	24"×60"×32"

Use

- Used for washing utensils.

Specifications

- Made of Stainless Steel.
- Removable Sink.
- Corrosion resistant.
- Steel legs are included with a heavy-duty shelf.
- Easy to clean and sterilize.

Dustbin



Model	Dimensions
58/DB	18"×18"×39"

■ Use

- For storing waste items.

■ Specifications

- Corrosion resistant.
- Compact size, Robust design & Easy assembly.
- Easy to clean and sterilize.

Model	Dimensions
59/SU1	24"×24"×32"
60/SU2	24"×45"×32"
61/SU3	24"×69"×32"

■ Use

- Used for washing utensils

■ Specifications

- Made of Stainless Steel.
- Removable Sink.
- Corrosion resistant.
- Steel legs are included with a heavy-duty shelf.
- Easy to clean and sterilize.

Sink Unit



Sink with Work Table



Model	Dimensions
62/SWT	24"×48"×32"

■ Use

- Used for washing utensils.

■ Specifications

- Made of Stainless Steel.
- Removable Sink.
- Corrosion resistant.
- Steel legs are included with a heavy-duty shelf.
- Easy to clean and sterilize.

Soiled Dish Trolley



Model	Dimensions
53/SDT	24"×42"×32"

■ Use

- Used for moving items.

■ Specifications

- Made of Stainless Steel.
- Stainless Steel Handle.
- Steel legs are included with a heavy-duty adjustable shelf.
- 4 Heavy duty rubber tires.

Model	Dimensions
54/SR4	22"×45"×72"
55/SR5	22"×45"×72"

■ Use

- used for storing items and make effective use of space.

■ Specifications

- Made of Stainless Steel.
- Corrosion Resistance.
- Steel legs are included with a heavy-duty shelf.

Storage Rack (4/5 Shelves)



Pot Rack (4/5 Shelves)



Model	Dimensions
56/PR4	22"×45"×72"
57/PR5	22"×45"×72"

■ Use

- used for storing items and make effective use of space.

■ Specifications

- Made of Stainless Steel.
- Corrosion Resistance.
- Steel legs are included with a heavy-duty shelf.

Serving Trolley



Model	Dimensions
50/ST	24"×36"×30"

■ Use

- Used for moving items.

■ Specifications

- Made of Stainless Steel.
- Stainless Steel Handle.
- Steel legs are included with a heavy-duty shelf.
- 4 Heavy duty PU wheels.

Serving Trolley (1/US)

Model	Dimensions
51/ST1US	24"×36"×32"

■ Use

- Used for moving items and dishes.

■ Specifications

- Made of Stainless Steel.
- Stainless Steel Handle.
- Steel legs are included with a heavy-duty shelf.
- 4 Heavy duty PU wheels.



Serving Trolley (2/US)



Model	Dimensions
52/ST2US	24"×36"×32"

■ Use

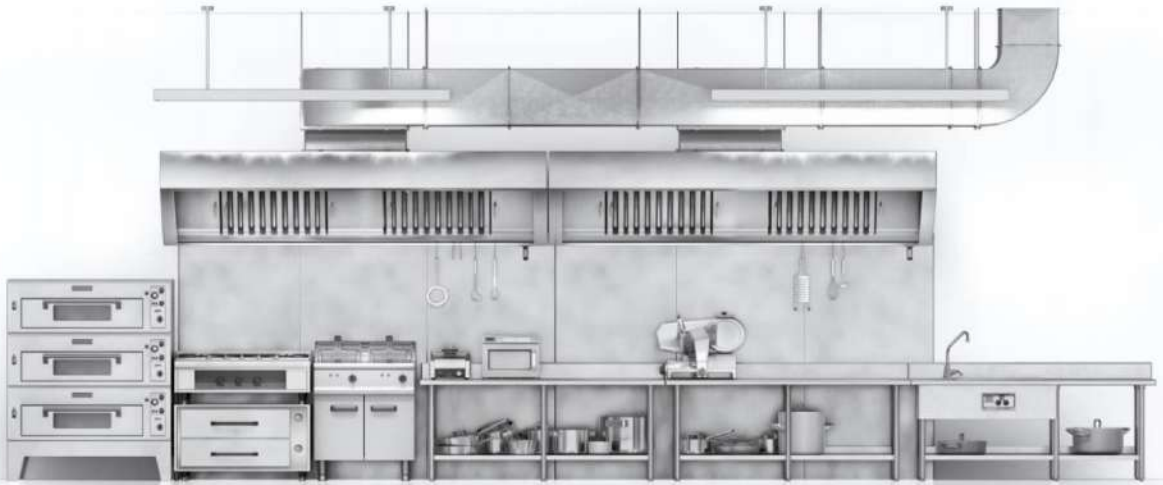
- Used for moving items and dishes.

■ Specifications

- Made of Stainless Steel.
- Stainless Steel Handle.
- Steel legs are included with a heavy-duty shelf.
- 4 Heavy duty rubber tires.



Commercial Kitchen
Equipment



We Plan

Design


Manufacture

Supply...




Bombay Hotelware[®]

Complete Restaurant, Café, Bar, Catering, Bakery & Kitchenware Products,
Under One Roof :

 C.A Road Gandhibagh, Nagpur. (M.S)

Follow us :

 [horecaindia](#)

 www.bombayhotelware.com